

# Keppel Infrastructure Trust

## First Quarter 2017 Financial Results

17 April 2017



# Important Notice

The information contained in this presentation is for information purposes only and does not constitute or form part of, and should not be construed as, any offer or invitation to sell or issue or any solicitation of any offer or invitation to purchase or subscribe for any units in Keppel Infrastructure Trust ("KIT") and the units in KIT (the "Units") or rights to purchase Units in Singapore, the United States or any other jurisdiction. This presentation is strictly confidential to the recipient, may not be reproduced, retransmitted or further distributed to the press or any other person, may not be reproduced in any form, may not be published, in whole or in part, for any purpose to any other person with the prior written consent of the Trustee-Managers (as defined hereinafter). This presentation should not, nor should anything contained in it, form the basis of, or be relied upon in any connection with any offer, contract, commitment or investment decision whatsoever and it does not constitute a recommendation regarding the Units.

The past performance of KIT is not necessarily indicative of its future performance. Certain statements made in this presentation may not be based on historical information or facts and may be "forward-looking" statements due to a number of risks, uncertainties and assumptions. Representative examples of these factors include (without limitation) general industry and economic conditions, interest rate trends, cost of capital and capital availability, competition from similar businesses and governmental and public policy changes, and the continued availability of financing in the amounts and terms necessary to support future business. Such forward-looking statements speak only as of the date on which they are made and KIT does not undertake any obligation to update or revise any of them, whether as a result of new information, future events or otherwise. Accordingly, you should not place undue reliance on any forward-looking statements.

Prospective investors and unitholders of KIT ("Unitholders") are cautioned not to place undue reliance on these forward-looking statements, which are based on the current view of Keppel Infrastructure Fund Management Pte. Ltd. (as trustee-manager of KIT) (the "Trustee-Manager") on future events. No representation or warranty, express or implied, is made as to, and no reliance should be placed on, the fairness, accuracy, completeness or correctness of the information, or opinions contained in this presentation. The information is subject to change without notice, its accuracy is not guaranteed, has not been independently verified and may not contain all material information concerning KIT. The information set out herein may be subject to updating, completion, revision, verification and amendment and such information may change materially. The value of Units and the income derived from them may fall as well as rise. Units are not obligations of, deposits in, or guaranteed by, KIT, the Trustee-Manager or any of its affiliates and/or subsidiaries. An investment in Units is subject to investment risks, including the possible loss of the principal amount invested.

Investors have no right to request the Trustee-Manager to redeem their Units while the Units are listed. It is intended that Unitholders may only deal in their Units through trading on Singapore Exchange Securities Trading Limited ("SGX-ST"). Listing of the Units on SGX-ST does not guarantee a liquid market for the Units.

The information contained in this presentation is not for release, publication or distribution outside of Singapore (including to persons in the United States) and should not be distributed, forwarded to or transmitted in or into any jurisdiction where to do so might constitute a violation of applicable securities laws or regulations.

This presentation is not for distribution, directly or indirectly, in or into the United States. No Units are being, or will be, registered under the U.S. Securities Act of 1933, as amended (the "Securities Act"), or the securities laws of any state of the U.S. or other jurisdiction and no such securities may be offered or sold in the U.S. except pursuant to an exemption from, or in a transaction not subject to, the registration requirements of the Securities Act and any applicable state or local securities laws. No public offering of securities is being or will be made in the U.S. or any other jurisdiction outside of Singapore.

# Key Highlights for 1Q FY 2017



## Distribution per Unit

**0.93 cents**

Steady DPU of 0.93 cents for 1Q 2017



## Distribution Yield

**7.3%**

As at 31 March 2017



## Distributable Cash Flows

**S\$34.2 million**

Stable distributable cash flows of S\$34.2 million for 1Q 2017



## Net Asset Value

**32.0 cents**

As at 31 March 2017



## Gearing

**38.7%**

As at 31 March 2017



## Hedged Loans

**~85%**

As at 31 March 2017

# Business Updates

## City Gas

- Customer base grew by 4.2% from 759,000 as of 1Q 2016 to 791,000 as of 1Q 2017
- Achieved 100% plant availability for 1Q 2017

## Concessions

- Consist of Senoko WTE, Tuas WTE, SingSpring Desalination and Ulu Pandan NEWater plants in Singapore
- Fulfilled all contractual obligations during 1Q 2017

## KMC

- Met contractual obligations for 1Q 2017

## DC One

- Obtained Certificate of Statutory Completion in February 2017
- Fulfilled all contractual obligations in 1Q 2017

## CityNet

- Received notice from Singtel in March 2017 of its intention to appoint a new trustee-manager for NetLink Trust
- Resolution to replace CityNet as trustee-manager was passed at an Extraordinary General Meeting held on 23 March 2017
- Effective date of cessation as trustee-manager was 13 April 2017

## Basslink

- Returned to service on 13 June 2016
- Repair costs as well as revenue loss during the outage are covered by insurance, subject to the relevant terms of the insurance policy
- On 5 December 2016, Basslink announced the completion of its investigations into the cause of the outage. Cause of fault was unknown
- Based on current circumstances and professional advice, Basslink believes that the outage is a force majeure event
- Hydro Tasmania (HT) disagrees that outage is force majeure event and commercial discussions are ongoing between Basslink and HT to resolve this
- Notwithstanding the above, HT has made good faith payments to Basslink since December 2016
- Usage of insurance proceeds is subject to consent of the banking syndicate
- Basslink is also working with the insurer on the remaining claims under the insurance policy
- CRSM was positive 6% in 1Q 2017

# 1Q 2017 Distributable Cash Flows

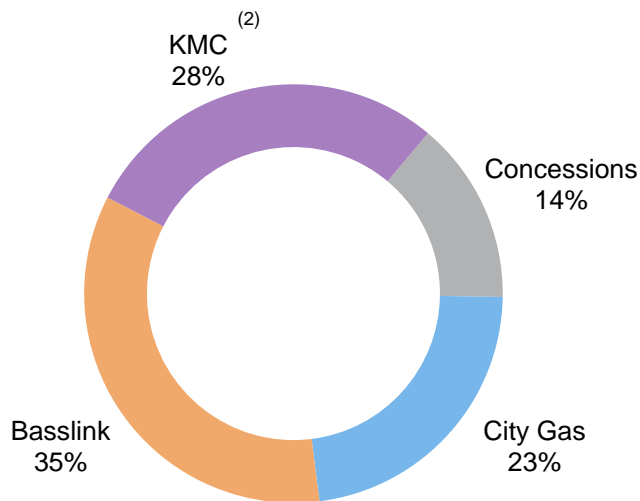
Delivered distributable cash flows of **S\$34.2 million** in **1Q 2017**

	1Q FY17 S\$'000	1Q FY16 S\$'000	Remarks
City Gas	8,936	14,132	<ul style="list-style-type: none"> <li>Lower mainly due to time lag in the adjustment of gas tariffs to reflect actual fuel cost</li> </ul>
Concessions	17,368	17,427	<ul style="list-style-type: none"> <li>All plants fulfilled contractual obligations</li> </ul>
KMC	11,308	10,471	<ul style="list-style-type: none"> <li>Met contractual obligations</li> </ul>
DC One	445	(62)	<ul style="list-style-type: none"> <li>Construction completed and lease commenced in April 2016</li> <li>Full quarter contribution in 1Q 2017</li> </ul>
Others	(3,813)	(1,867)	<ul style="list-style-type: none"> <li>Due mainly to abortive expenses incurred in connection with a potential acquisition and higher finance cost</li> <li>Fees for CityNet Trustee-Manager remained stable</li> </ul>
<b>Total Distributable Cash Flows</b>	<b>34,244</b>	<b>40,101</b>	

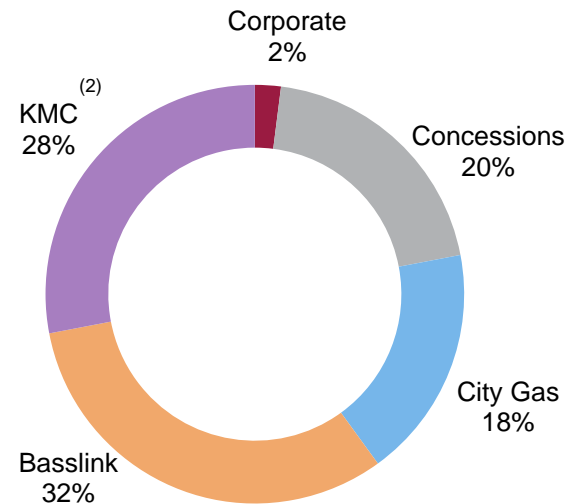
# Diversified Portfolio of Core Infrastructure Assets

- Long-term, regular and predictable cash flows generated from a diversified portfolio ranging from Utilities, Power and Telecommunications infrastructure assets

## 1Q 2017 EBITDA <sup>(1)</sup>



## Total Assets as at 31 Mar 2017



### Notes:

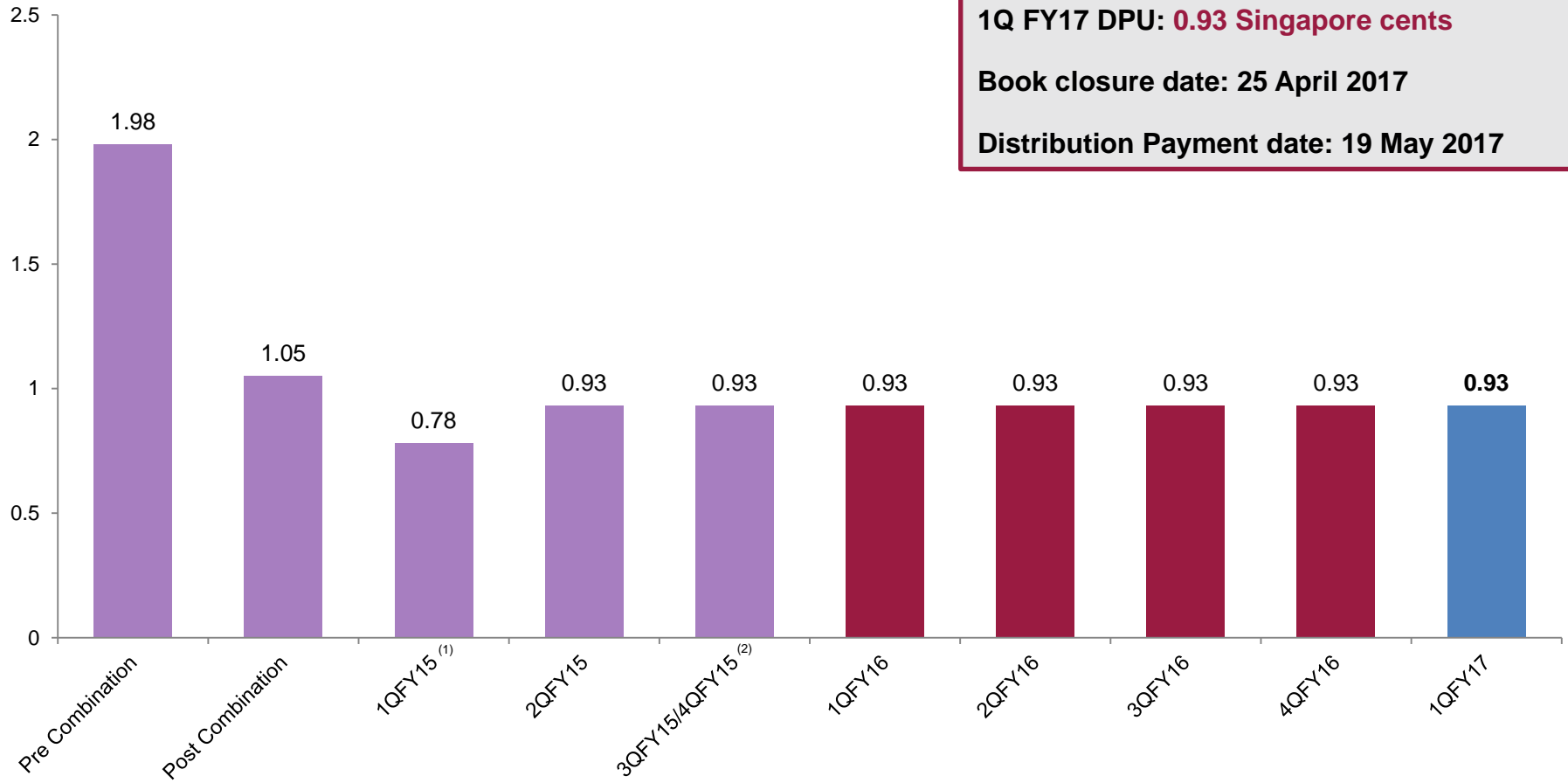
(1) Excludes Trust / corporate expenses

(2) Based on KIT's 51% stake in KMC

# Regular and Stable Returns

## DPU (S cents)

S cents/unit



**1Q FY17 DPU: 0.93 Singapore cents**

**Book closure date: 25 April 2017**

**Distribution Payment date: 19 May 2017**

<sup>(1)</sup> Lower DPU in 1Q FY15 as KMC (which was acquired on 30 June 2015) did not contribute for that quarter, while the issue of new units to finance the acquisition was completed on 22 June 2015.

<sup>(2)</sup> On 19 October 2015, KIT changed its financial year end from 31 March to 31 December.

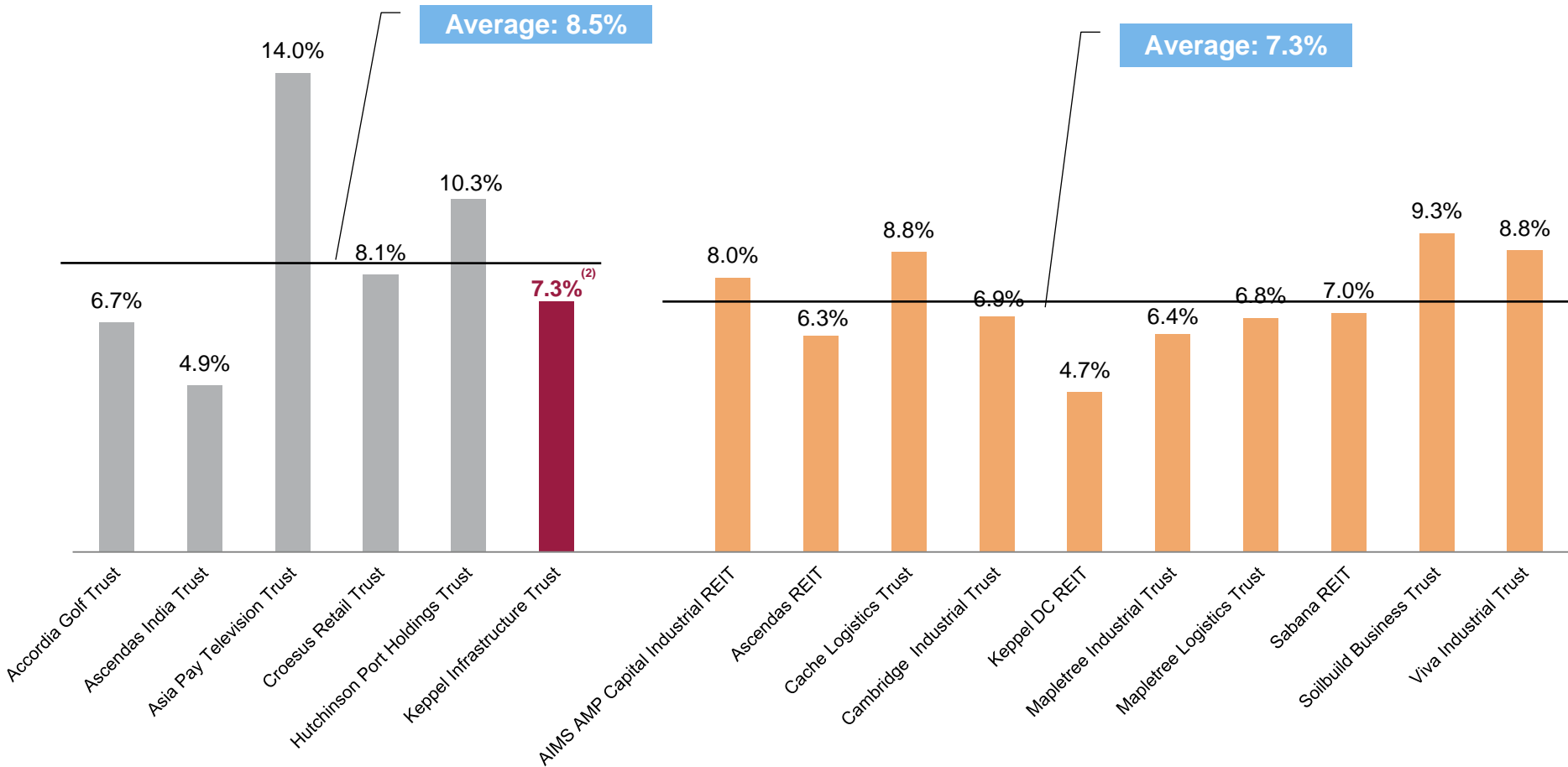
Figures for 4Q FY15 and 3Q FY15 are similar, as they refer to the 3 months ended 31 December 2015.

# Regular and Stable Returns

## Distribution Yield (1)

### Infrastructure Trusts

### Singapore Industrial REITs



(1) Source: Bloomberg's dividend yield data as at 31 March 2017

(2) Based on market closing price of S\$0.51 as at 31 March 2017



# Strong Balance Sheet

S\$m	As at 31 March 2017	
	Total	Excluding Basslink
Cash	255	207
Borrowings	1,840	1,094
Net debt	1,585	888
Total assets	4,102	3,074
Total liabilities	2,680	1,210
Annualised EBITDA	236	171
Net gearing	38.7%	28.9%
Net debt / EBITDA	6.7X	5.2X

Sustainable gearing backed by

- / Long term contracts expiring between 2024 and 2046
- / Creditworthy customers and City Gas' large and stable customer base
- / Recurring and stable revenue streams

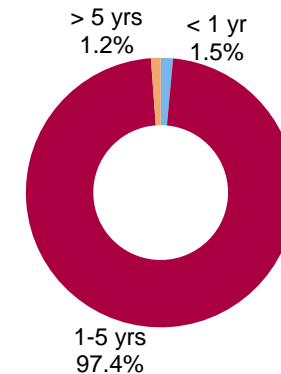
# Prudent Capital Management

## Debt Overview

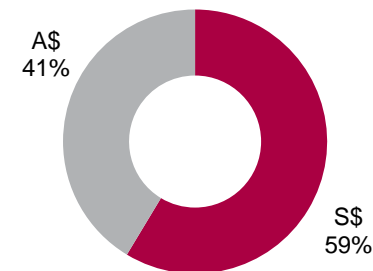
- / Hedged ~85% of total loans
- / Other than KIT corporate loan, rest of the loans are non-recourse
- / Maintain stable interest rate of 4-5%
  - Singapore average: 3-4%
  - Australian average: 6-7%
- / Healthy weighted average term to expiry of ~2.9 years
  - ~100% of loans due in 2019 and beyond
- / S\$754m (A\$707m)<sup>(1)</sup> Basslink loan
  - Interest rate substantially hedged
  - Natural currency hedge for A\$ cash flows
  - All residual cash flows used for debt service
  - No dependence on Basslink's cash flows for distribution
  - No cash flow exposure to near term A\$ forex movement

## Debt Breakdown

### Debt Repayment Profile



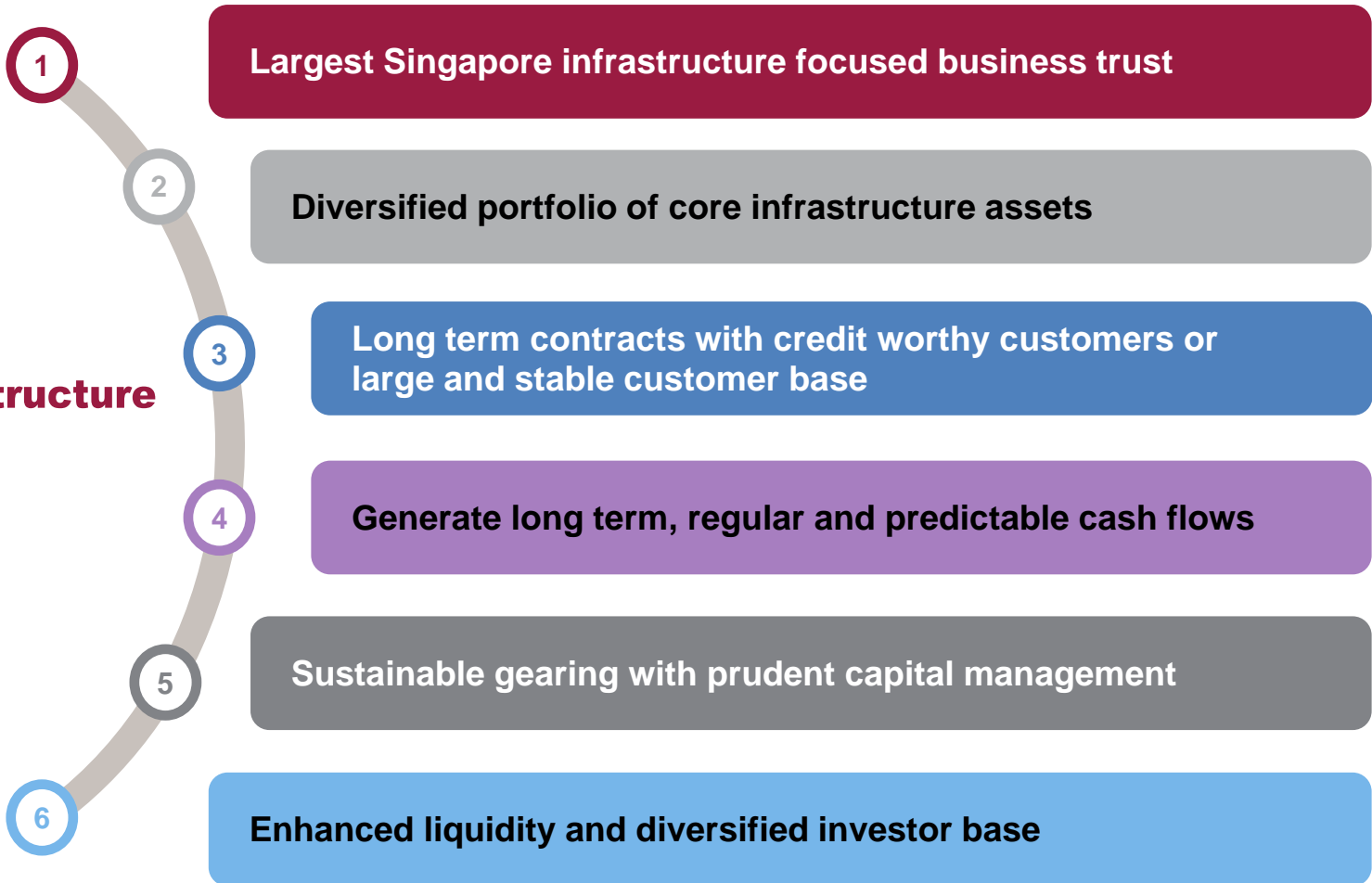
### Debt Breakdown by Currency



<sup>(1)</sup> Based on exchange rate of A\$1.00 = S\$1.066

# Well-Positioned to Deliver Long-term Value and Growth

**Keppel Infrastructure Trust**



# Appendix I: Additional Information

# 1Q 2017 Results: City Gas

	1Q FY17 S\$'000	1Q FY16 S\$'000	Change %
<b>Revenue</b>	77,469	70,542	9.8
<b>Other income</b>	300	386	(22.3)
<b>Other (losses)/gains - net</b>	(661)	204	N/M
<b>Expenses</b>			
Fuel and electricity costs	(29,106)	(18,837)	54.5
Gas transportation costs	(23,198)	(21,674)	7.0
Depreciation and amortisation	(1,434)	(3,470)	(58.7)
Operation and maintenance costs	(2,031)	(1,807)	12.4
Staff costs	(5,632)	(6,070)	(7.2)
Finance costs <sup>(1)</sup>	(7,437)	(7,655)	(2.8)
Other operating expenses	(6,448)	(6,080)	6.1
<b>Profit before tax</b>	1,822	5,539	(67.1)
Income tax expense	(338)	(991)	(65.9)
<b>Net profit after tax</b>	1,484	4,548	(67.4)
<b>Funds from operations<sup>(2)</sup> attributable to KIT</b>	<b>8,936</b>	<b>14,132</b>	<b>(36.8)</b>

<sup>(1)</sup> Includes QPDS interest payable to KIT

<sup>(2)</sup> Funds from Operations ("FFO") is defined as profit after tax adjusted for reduction in concession/lease receivables, transaction costs, non-cash interest and current cash tax, maintenance capex, non-cash adjustments and non-controlling interests adjustments

# 1Q 2017 Results: Concessions

	1Q FY17 S\$'000	1Q FY16 S\$'000	Change %
<b>Revenue</b>	23,204	27,914	(16.9)
<b>Other income</b>	105	188	(44.1)
<b>Expenses</b>			
Fuel and electricity costs	(2,266)	(2,560)	(11.5)
Depreciation and amortisation	(1,763)	(1,763)	0.0
Operation and maintenance costs	(12,044)	(15,064)	(20.0)
Finance costs <sup>(1)</sup>	(5,751)	(5,892)	(2.4)
Other operating expenses	(1,224)	(1,317)	(7.1)
<b>Profit before tax</b>	261	1,506	(82.7)
Income tax expense	(147)	(257)	(42.8)
<b>Net profit after tax</b>	114	1,249	(90.9)
<b>Funds from operations attributable to KIT</b>	<b>19,195</b>	<b>19,254</b>	<b>(0.3)</b>

<sup>(1)</sup> Includes QPDS interest payable to KIT and non-controlling interest

# 1Q 2017 Results: Basslink

	1Q FY17 A\$'000	1Q FY16 A\$'000	Change %
<b>Revenue</b>	19,777	1,157	>100
<b>Other income</b>	197	194	1.5
<b>Other losses - net</b>	(1,352)	(1,327)	1.9
<b>Expenses</b>			
Fuel and electricity costs	(67)	(38)	76.3
Depreciation and amortisation	(4,441)	(4,492)	(1.1)
Staff costs	(566)	(669)	(15.4)
Operation and maintenance costs	(1,290)	(1,192)	8.2
Finance costs	(11,842)	(7,993)	48.2
Other operating expenses	(747)	(1,040)	(28.2)
<b>Loss before tax</b>	(331)	(15,400)	(97.9)
Income tax	-	-	-
<b>Net loss after tax</b>	(331)	(15,400)	(97.9)
<b>Funds from operations attributable to KIT</b>	<b>6,128</b>	<b>(8,904)</b>	<b>N/M</b>

# 1Q 2017 Results: KMC

	1Q FY17 S\$'000	1Q FY16 S\$'000	Change %
<b>Revenue</b>	32,423	30,596	6.0
<b>Other income</b>	404	1,666	(75.8)
<b>Other losses - net</b>	(1)	(243)	(99.6)
<b>Expenses</b>			
Depreciation and amortisation	(18,885)	(18,927)	(0.2)
Operation and maintenance costs	(4,834)	(5,044)	(4.2)
Finance costs <sup>(1)</sup>	(26,597)	(26,833)	(0.9)
Other operating expenses	(1,420)	(1,457)	(2.5)
<b>Loss before tax</b>	(18,910)	(20,242)	(6.6)
Income tax credit	122	-	>100
<b>Net loss after tax</b>	(18,788)	(20,242)	(7.2)
<b>Funds from operations attributable to KIT</b>	<b>11,308</b>	<b>10,471</b>	<b>8.0</b>

<sup>(1)</sup> Includes QPDS interest payable to KIT and non-controlling interest



# 1Q 2017: Distributable Cash Flows

S\$'000	City Gas	Concessions	Basslink	KMC	Others	Group
<b>Profit/(loss) after tax</b>	1,484	114	(355)	(18,788)	15,637	(1,908)
<b>Add/(less)</b>						
Reduction in concessions/lease receivables	-	13,220	-	-	-	13,220
Non-cash finance cost	96	6	1,284	158	2,743	4,287
Other non-cash items	655	523	881	463	(133)	2,389
Adjustment for cash tax paid/deferred tax	(733)	71	-	(120)	66	(716)
Depreciation and amortisation	1,434	1,763	4,770	18,885	-	26,852
QPDS interest	6,269	5,094	-	21,575	(22,126)	10,812
Maintenance capital expenditure incurred	(99)	-	-	-	-	(99)
FFO from joint venture	-	-	-	-	972	972
<b>Sub-total</b>	9,106	20,791	6,580	22,173	(2,841)	55,809
Less: FFO attributable to non-controlling interests	(170)	(1,596)	-	(10,865)	-	(12,631)
<b>Funds from operations</b>	8,936	19,195 <sup>(1)</sup>	6,580	11,308	(2,841)	43,178
Mandatory debt repayment	-	(1,827)	N/A <sup>(2)</sup>	-	(527)	
<b>Distributable cash flows</b>	8,936	17,368	-	11,308	(3,368)	34,244 <sup>(3)</sup>

<sup>(1)</sup> 70% of SingSpring debt repayment

<sup>(2)</sup> Not dependent on Basslink's cash flows for distribution

<sup>(3)</sup> Excludes Basslink

# 1Q 2016: Distributable Cash Flows

S\$'000	City Gas	Concessions	Basslink	KMC	Others	Group
<b>Profit/(loss) after tax</b>	4,548	1,249	(15,490)	(20,242)	20,418	(9,517)
<b>Add/(less)</b>						
Reduction in concessions/lease receivables	-	12,523	-	-	-	12,523
Non-cash finance cost	95	7	1,223	155	-	1,480
Other non-cash items	(221)	-	791	(117)	(94)	359
Adjustment for cash tax paid/deferred tax	(121)	153	-	-	181	213
Depreciation and amortisation	3,470	1,763	4,519	18,927	-	28,679
QPDS interest	6,339	5,150	-	21,815	(22,372)	10,932
Maintenance capital expenditure incurred	-	-	(1)	(7)	-	(8)
FFO from joint venture	-	-	-	-	(62)	(62)
<b>Sub-total</b>	14,110	20,845	(8,958)	20,531	(1,929)	44,599
Less: FFO attributable to non-controlling interests	22	(1,591)	-	(10,060)	-	(11,629)
<b>Funds from operations</b>	14,132	19,254	(8,958)	10,471	(1,929)	32,970
Mandatory debt repayment	-	(1,827) <sup>(1)</sup>	N/A <sup>(2)</sup>	-	-	N/A
<b>Distributable cash flows</b>	14,132	17,427	-	10,471	(1,929)	40,101 <sup>(3)</sup>

<sup>(1)</sup> 70% of SingSpring debt repayment

<sup>(2)</sup> Not dependent on Basslink's cash flows for distribution

<sup>(3)</sup> Excludes Basslink

# Loan Profile

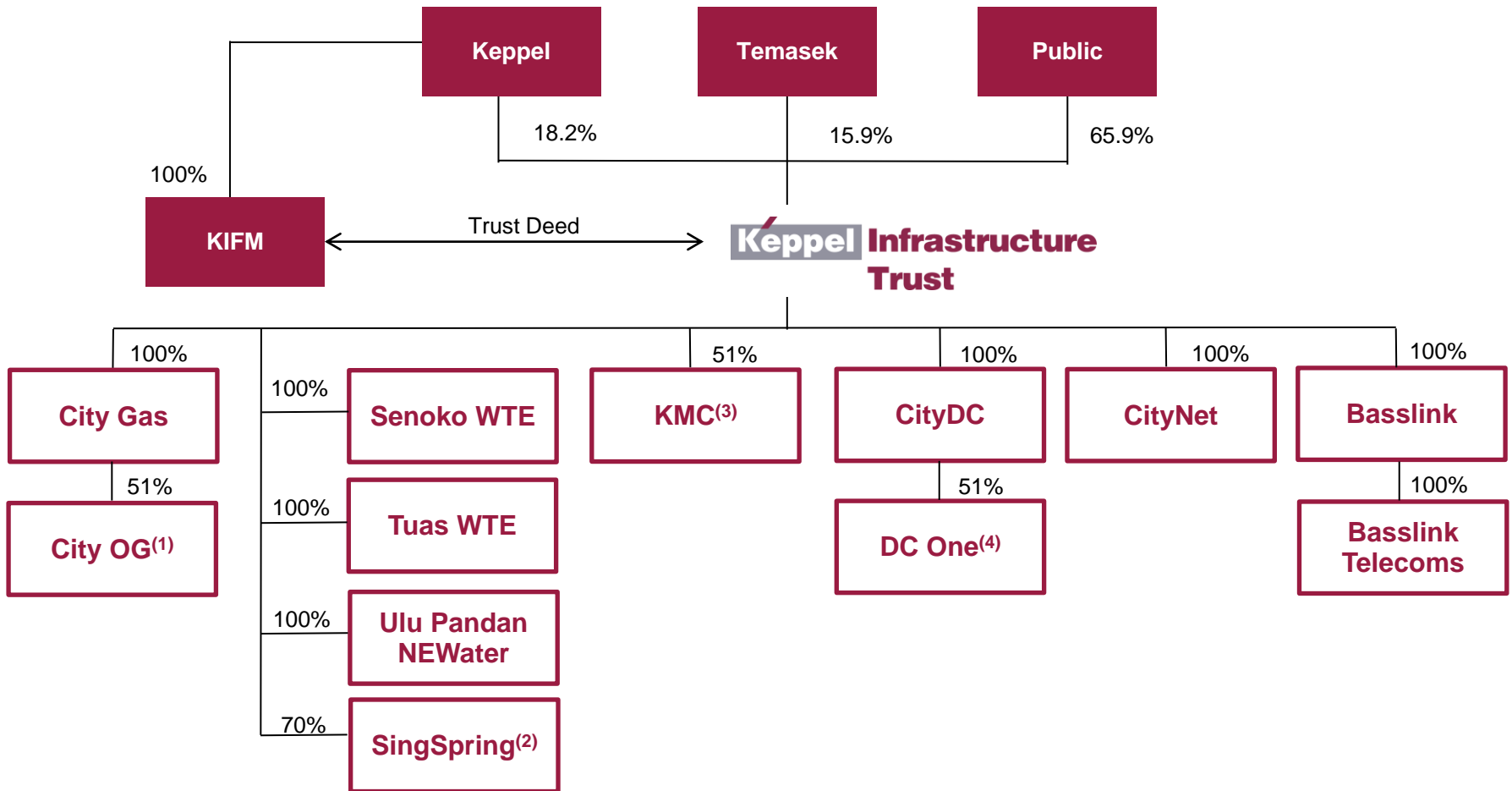
Entity	Amount (S\$m)	Loan Maturity	Repayment
City Gas	178.0	Feb 2019	Bullet*
SingSpring	68.4	Dec 2024	Amortising
Basslink	753.6 (A\$707.0)	Nov 2019	Amortising*
KMC	700.0	Jun 2020	Bullet*
KIT	150.7	Feb 2019	Bullet*

\* To be refinanced upon maturity

## Appendix II: Overview of KIT

# KIT's Shareholding Structure

- Keppel Corporation consolidated its interests in business trust, real estate investment trust and fund management businesses under Keppel Capital in July 2016
- This includes the shareholding interest in Keppel Infrastructure Fund Management (KIFM), the Trustee-Manager of KIT
- KIFM will be able to leverage the scale and resources of a larger asset management platform through Keppel Capital











(1) Osaka Gas Singapore Pte. Ltd. holds the remaining 49% equity interest in City OG.

(2) Hyflux Ltd holds the remaining 30% equity interest in SingSpring.

(3) Keppel Energy holds the remaining 49% equity interest in KMC.

(4) WDC Development Pte. Ltd. holds the remaining 49% equity interest in DC One.

# Portfolio Overview

	Asset	Business	Customer	Contract Terms	Cash Flows
SINGAPORE	 <p>Senoko WTE Plant</p>	2,310 tonnes/day waste incineration concession	NEA, Singapore government agency	2024	Principally fixed availability payment
	 <p>Tuas WTE Plant</p>	800 tonnes/day waste incineration concession	NEA, Singapore government agency	2034	Principally fixed availability payment
	 <p>Ulu Pandan NEWater</p>	148,000 m <sup>3</sup> /day <sup>1</sup> NEWater concession	PUB, Singapore government agency	2027	Approximately half fixed, and half variable payments
	 <p>SingSpring</p>	136,380 m <sup>3</sup> /day seawater desalination concession	PUB, Singapore government agency	2025 <i>(Underlying land lease till 2033)</i>	Principally fixed availability payment
	 <p>City Gas</p>	Sole producer and retailer of piped town gas	Over 750,000 commercial and residential customers	n.a.	Stable fees with fuel and electricity costs passed through to consumer
	 <p>KMC</p>	1,300MW Combine Cycle Gas Turbine power plant capacity tolling agreement	Keppel Electric	2030, with option for 10-year extension <i>(Underlying land lease till 2035, with 30-year extension)</i>	Principally fixed availability payment
	 <p>DataCentre One</p>	Data centre	One-Net, 100% subsidiary of MediaCorp, SG national broadcaster	2036, with option for 8-year extension	Contractual lease revenue
AUST	 <p>Basslink</p>	Owner and operator of the Basslink Interconnector between the States of Victoria and Tasmania	Hydro Tasmania <i>(Owned by Tasmania state government)</i>	2031, with option for 15-year extension	80% availability payments, 65% indexed to Australia CPI






<sup>1</sup> Ulu Pandan has an overall capacity of 162,800m<sup>3</sup> of which, 14,800m<sup>3</sup> is undertaken by Keppel Seghers.

# KIT Investment Criteria

## KIT Investment Criteria

- KIT aims to provide Unitholders with **long-term, regular and predictable distributions** by pursuing investments that exhibit the characteristics listed below

## Portfolio of highly strategic assets

Utilities Infra		Power Infra		Telecoms Infra
City Gas	Singapore Concessions	KMC	Basslink	DataCentre One
				

<b>1</b>	Long-term, regular and/or predictable cash flows	✓	✓	✓	✓	✓
<b>2</b>	Long-term contracts or concessions / customer stability	✓ <sup>(1)</sup>	✓	✓	✓	✓
<b>3</b>	Creditworthy or reputable off-takers	✓ <sup>(2)</sup>	✓	✓	✓	✓
<b>4</b>	Diversification of asset class risks	✓	✓	✓	✓	✓
<b>5</b>	Jurisdictions with well-developed legal framework	✓	✓	✓	✓	✓

(1) City Gas is the sole producer and retailer of town gas in Singapore and has been in operation for over 100 years.  
 (2) City Gas has a large, diversified customer base and is not reliant on any single customer.

# Three-pronged Growth Strategy

## 1 Organic Growth from Existing Portfolio

### Solid Stable Base

- Stable cash flows
- Scale and liquidity
- Strong balance sheet

### Potential Upsides

- Organic growth of City Gas
  - Higher penetration of gas water heaters
  - Over 100,000 new units expected over 2017 – 2019
- Stable positive contributions from DataCentre One, with option for 2 more floors to be fitted out
- Basslink
  - Use all cash flows to repay debt
- Potential adjustment in KMC tolling fees after initial 15-year period

## 2 Keppel Synergy

### Keppel Capital

- Co-investment, bridge financing and incubation opportunities
- Non-energy and non-environmental space asset management

### Keppel Infrastructure

- Keppel Group's energy and environmental infrastructure arm
- O&M development and industry expertise
- ROFRs for 49% of KMC, as well as other assets owned and developed by Sponsor
- Co-investment and incubation opportunities

## 3 Acquisition Strategy

### KIT New Investments

- Assets that generate long term stable cash flows with some growth
- Singapore and other developed markets in Asia or Europe
- Co-invest with likeminded partners to reduce ticket size/risk and gain diversification
- Transaction types:
  - Availability based assets (utilities, transmission, storage and pipelines)
  - Customised sale and leaseback transaction
  - Inflation + assets (transportation and telecoms)
- Selected greenfield investments with experienced operators, limited construction exposures and equity cheque funded entirely by debt



# Thank You

[www.kepinfratrust.com](http://www.kepinfratrust.com)